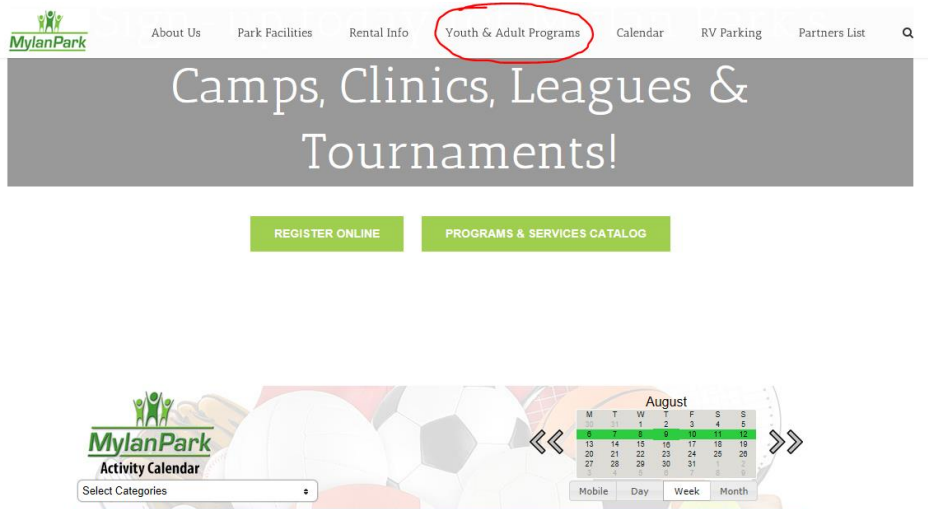


Instructions to register

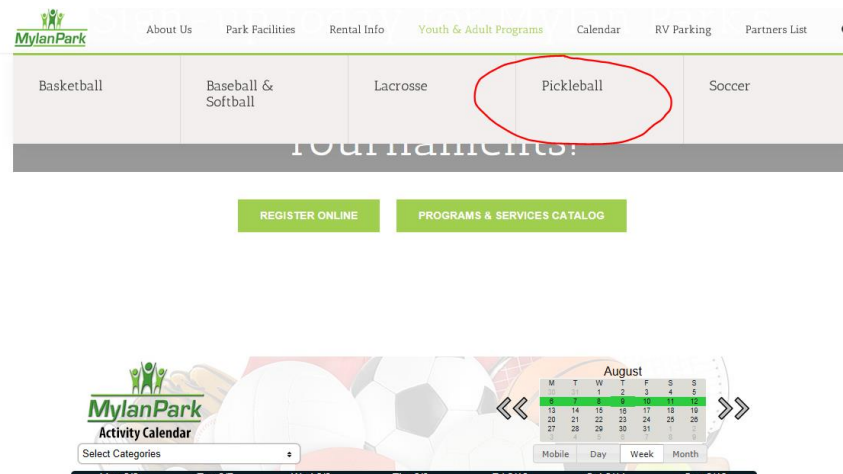
Both partners must complete steps 1 – 9 before completing registration

Step 1: Visit www.mylanpark.com

Step 2: Hover over “youth & adult programs” in the header bar at top of page



Step 3: A list will pop up, click on PickleBall



Step 4: Tournament Information is shown, click on “register here” bar at bottom of page



Doubles Sep 15th & Mixed Doubles Sep 16th PRICE: \$25

Mylan Park PickleBall Fall Classic

Mylan Park will be hosting its inaugural PickleBall Tournament this fall!

This will be an all doubles tournament with divisions in each skill level! (2.0 / 2.5 / 3.0 / 3.5 / 4.0 / 4.5 / 5)

All matches will take place inside the (climate controlled) Ruby Community Center with a warm up area and a full concessions stand offering a variety of hot foods, snacks and cold drinks!

Play begins at 8am Saturday and Sunday

Register at www.mylanpark.com



To register today visit our website! For more information contact Donnie Platt at dplatt@mylanpark.org



Step 5: Click on PickleBall

The screenshot shows the 'Choose Sport' section of a website. It features four sport options: Basketball, Lacrosse, PickleBall, and Soccer. Each option includes an icon, a title, a brief description, and a 'Select' button. The 'PickleBall' option's 'Select' button is circled in red.

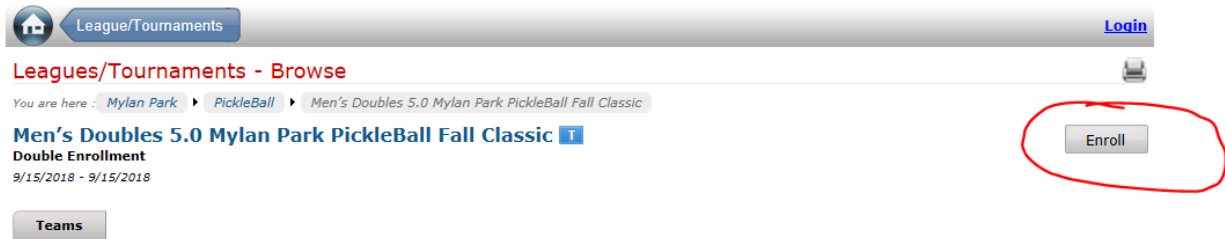
Sport	Description	Select Button
Basketball	Indoor Basketball at the Ruby Community Center	Select
Lacrosse	Lacrosse is a team sport played with a lacrosse stick and a lacrosse ball. Players use the head of the lacrosse stick to carry, pass, catch, and shoot the ball into the goal.	Select
PickleBall	Paddle sport that combines elements of badminton, tennis and table tennis. Two or four players use solid paddles to hit a ball (similar to a whiffle ball) over a net.	Select
Soccer	Mylan Park Developmental Soccer League powered by FC Alliance Mylan Park Soccer will focus on being the next step in development for young soccer players looking for developmentally based instructi..	Select

Step 6: Scroll to division you would like to register for and hit select

The screenshot shows a modal window titled 'PickleBall' containing a table of tournament options. The 'Select' button for the 'Men's Doubles 5.0 Mylan Park PickleBall Fall Classic' row is circled in red.

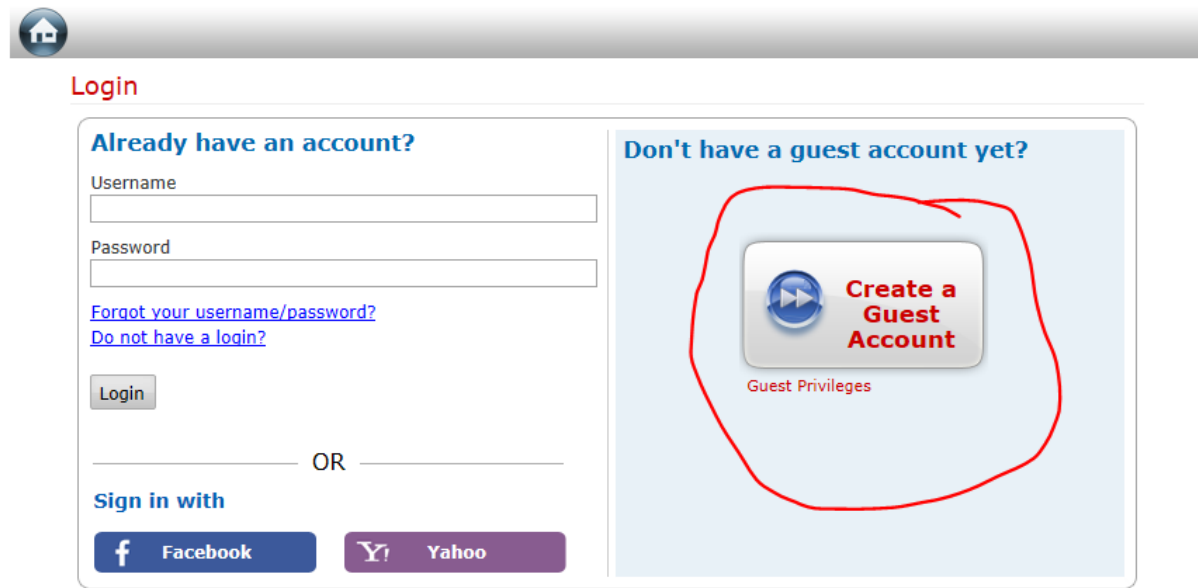
Tournament Name	Type	Dates	Status	Time	Select Button
Men's Doubles 4.0 Mylan Park PickleBall Fall Classic	Tournament	9/15/2018 - 12/15/2018	Open	0/30	Select
Men's Doubles 4.5 Mylan Park PickleBall Fall Classic	Tournament	9/15/2018 - 9/15/2018	Open	0/30	Select
Men's Doubles 5.0 Mylan Park PickleBall Fall Classic	Tournament	9/15/2018 - 9/15/2018	Open	0/30	Select
Mixed Doubles 2.0 Mylan Park PickleBall Fall Classic	Tournament	9/16/2018 - 9/16/2018	Open	0/30	Select
Mixed Doubles 2.5 Mylan Park PickleBall Fall Classic	Tournament	9/16/2018 - 9/16/2018	Open	0/30	Select
Mixed Doubles 3.0 Mvlan Park PickleBall Fall					

Step 7: Click Enroll



The screenshot shows a website header with a home icon and a 'League/Tournaments' button. Below the header, there is a breadcrumb trail: 'You are here : Mylan Park > PickleBall > Men's Doubles 5.0 Mylan Park PickleBall Fall Classic'. The main content area displays 'Men's Doubles 5.0 Mylan Park PickleBall Fall Classic' with a 'Double Enrollment' status and dates '9/15/2018 - 9/15/2018'. A 'Teams' button is visible on the left. On the right side, there is a 'Login' link and a circled 'Enroll' button.

Step 8: On right side of screen click "Create a Guest Account"



The screenshot shows a login page with a home icon and a 'Login' header. The page is divided into two sections. The left section, titled 'Already have an account?', contains a 'Username' field, a 'Password' field, a 'Forgot your username/password?' link, a 'Do not have a login?' link, and a 'Login' button. Below this is an 'OR' separator and a 'Sign in with' section with 'Facebook' and 'Yahoo' buttons. The right section, titled 'Don't have a guest account yet?', features a large button with a play icon and the text 'Create a Guest Account', with 'Guest Privileges' written below it. This button is circled in red.

Step 9: Fill out information and complete steps to create account and click "continue to cart" or "continue to home" and click back through pickleball tournament

Enter Account Information

Step 1 of 2

Your fees

Fee:	\$0.00
Tax:	\$0.00
Total:	\$0.00

Your primary location

01 Mylan Park
500 Mylan Park Lane Morgantown, WV 26501
info@mylanpark.org
[\(304\) 983-2383](tel:(304)983-2383)

Who's the head of the account?

* Required Field

Relationship:	Guest	Home Address	(Primary Address)
Salutation:	<input type="text"/>	Address:*	111 mylan park
First Name :*	george		
Last Name :*	washington	City/State/Province:	Morgantown WV, 26505
Middle Initial:		Zip Code: *	26505
Date of Birth: * (mm/dd/yyyy)	08/05/1970 <input type="text"/>	Home <input type="text"/> *	304-973-9738
Gender:	Male <input type="text"/>	Business <input type="text"/>	304-973-9738
Marital Status:	Undisclosed <input type="text"/>	Mobile <input type="text"/>	304-973-9738
Emergency Contact:		Other <input type="text"/>	304-973-9738
Emergency Phone:	(304) 973-9738		
Email 1 <input type="text"/> *	12@gmail.com		

Add a Sub-Guest

Online Credential Options

⊖ Create Your Username and Password [What is this?](#)

Username:	thecherryman	255
Password:	<input type="text"/>	
Confirm Password:	<input type="text"/>	

OR

⊕ Link Your Social Account [What is this?](#)

Next

Step 10: Partner must complete steps 1-9, enter their info and click “search & add member”

The screenshot shows the 'Enroll Team' page for the 'Men's Doubles 5.0 Mylan Park PickleBall Fall Classic'. The page includes a header with 'League/Tournaments' and 'Welcome: george washington (MPG10183) | Sign Out'. Below the header, there is a breadcrumb trail: 'You are here: Mylan Park > PickleBall > Men's Doubles 5.0 Mylan Park PickleBall Fall Classic'. The main title is 'Men's Doubles 5.0 Mylan Park PickleBall Fall Classic' with a 'T' icon, followed by 'Double Enrollment' and the dates '9/15/2018 - 9/15/2018'. A 'Related Members' table lists 'george washington' with member number 'MPG10183', relationship 'Main', email '12@gmail.com', and age '48 Year(s) and 0 Month(s)'. Below this table is an 'Add New Family Member' button. A search form is highlighted with a red circle, containing fields for 'First Name', 'Last Name', and 'Email', and a 'Search & Add Member' button. Below the search form is a 'Member(s) List' section that currently displays 'No member(s) exists.'. At the bottom are 'Back' and 'Checkout' buttons.

Step 11: Click box next to your name and then click Checkout

The screenshot shows the 'Enroll Team' page with the 'Related Members' table. The checkbox next to the user's name 'george washington' is highlighted with a red circle. The table has columns for 'Member Name', 'Member Number', 'Relationship', 'Email', and 'Age'. Below the table is an 'Add New Family Member' button. The search form is visible below, but not highlighted. The 'Member(s) List' section now shows a member with 'Member Number' 'MPG10182', 'Member Name' 'abe lincoln', and an 'Action' button labeled 'Remove'. At the bottom are 'Back' and 'Checkout' buttons.

Step 12: Pay and registration is complete!